

BUILT FOR LIFE

RELIABILITY

CAPABILITY





DURABILITY



D-MAX
GEN 6

Double Cab Specifications:

ISUZU D-MAX 250 HO DOUBLE CAB HI-RIDE GEN 6

www.isuzu.co.za    

ISUZU

With you, for the long run

ISUZU D-MAX 250 HO DOUBLE CAB HI-RIDE GEN 6

ENGINE	
Engine Code	4JK1-TC HO
Displacement (cc)	2 499
No. of Cylinders	4
Compression Ratio	18.1:1
Bore x Stroke (mm)	95.4 x 87.4
No. of Valves	16
Power (kW) @ r/min	100 @ 3 400
Torque (nm) @ r/min	320 @ 1 800 - 2 800
Turbocharger	Standard
Intercooler	Standard

FUEL CONSUMPTION ^(#1)	
Combined Cycle (L/100 km)	7,7
Combined CO ₂ Emissions (g/km)	203
Fuel Type	Diesel

TRANSMISSION	
Transmission Type	5-Speed Manual
Gear Ratio: 1st	4,008
Gear Ratio: 2nd	2,301
Gear Ratio: 3rd	1,427
Gear Ratio: 4th	1,000
Gear Ratio: 5th	0,744
Gear Ratio: 6th	-
Gear Ratio: Reverse	3,651
4WD Selector	-
Low Range Ratio	-

FRONT DIFFERENTIAL	
Shift on the Fly up to 100 km/h	-
Axle Ratio: Final Drive	-

REAR DIFFERENTIAL	
Differential Lock	-
Axle Ratio: Final Drive	4,1

CHASSIS DESIGN	
Wheel Suspension Front	Coil Over Shock
Wheel Suspension Rear	Leaf Spring Overslung
Shock Absorbers	Twintube Gas Pressurised (Heavy Duty)
Suspension	High-Ride
Skid Plate Guard	Standard
Engine Sump Guard	Standard
Transfer Case Guard	-

WHEELS AND TYRES	
Tyre Size	245 / 70 R16
Wheel Type and Size	Steel 16" x 6.5J
Spare Wheel	Steel 16" x 6.5J
Turning Circle: Curb-To-Curb (m)	12,8

DIMENSIONS	
Length (mm)	5 294
Width (mm)	1 860
Height (mm)	1 790
Wheelbase (mm)	3 095
Track Front / Rear (mm)	1570 / 1570
Rear Overhang (mm)	1 301
Ground Clearance (mm)	225
Loadbox Length (mm)	1 485
Loadbox Width (mm)	1 535
Loadbox Depth (mm)	470
Approach Angle (°)	30
Departure Angle (°)	22,7
Breakover Angle (°)	22,4
Wading Depth (mm)	600

MASS / CAPACITY	
Gross Axle Mass – Front (GA1) (kg)	1 350
Gross Axle Mass – Rear (GA2) (kg)	1 870
Gross Vehicle Mass (GVM) (kg)	3 000
Gross Combined Mass (GCM) (kg)	5 000
Tare Mass (kg)	1 845
Payload (kg)	1 096
Towing Capacity (kg): Unbraked ^(#2)	750
Towing Capacity (kg): Braked ^(#2)	2 100
Fuel Tank Capacity (L)	80

LOADBOX FEATURES	
Tiedown Brackets in Loadbox for Load Restraint	4
Rope Hooks on Loadbox Side	-

SAFETY FEATURES	
Load-Sensing Proportioning Valve (LSPV)	-
Anti-Lock Braking System (ABS)	Standard
Electronic Brake-Force Distribution (EBD)	Standard
Brake-Assist System (BAS)	Standard
Electronic Stability Control (ESC) with Traction Control	Standard
Hill-Start Assist (HSA)	Standard
Hill Descent Control (HDC)	Standard
Trailer Sway Control	-
Brake Override System (BOS)	-
Height-Adjustable 3-Point Front Seatbelts	Standard
Front Seat Centre Lap Belt (2 Point)	-
Seatbelt Pre-Tensioners	Standard
Fixed 3-Point Rear Seatbelts	Standard
Seatbelt Reminder	Driver
Driver and Passenger Airbags	Standard
Front Seat Side Airbags	-
Curtain Airbags	-
Side-Impact Protection Bars	Standard
Collapsible Steering Column	Standard
Speed-Sensitive Door Lock	-
ISOFIX Child-Seat Attachment	Standard with Top Tether
Parking Distance Sensors	-
Rear-View Camera	-
Warning Triangle Kit	Standard

SECURITY FEATURES	
Manual Door Locks	-
Remote-Controlled Central Locking	Standard
Remote Keyless Entry	Standard
Passive Entry Start System (PESS)	-
Child-Proof Rear Door Locks	Standard
Anti-Theft Alarm System	Standard
Ultrasonic Alarm	-
Transponder Immobiliser System	Standard

INTERIOR / EXTERIOR LIGHTING	
Front Reading Lamps	-
Interior Courtesy Lamp	Standard
Illuminated Entry	Standard
Front Fog Lamps	-
Daytime Running Lights (DRL)	-
Headlamps	Halogen
Headlamp Levelling	-
Headlamps "ON" Warning Buzzer	Standard
Turn Indicator Lamp on Door	Standard
Rear Tail Lamps – Combination	Bulb
High-Mounted Centre Stop Lamp	Standard

EXTERIOR FEATURES	
Front Wiper	Intermittent
Radiator Grille	Grey
Front Bumper	Body Colour
Front Fog Lamp Garnish	-
Rear Bumper	Black
Towbar	Optional (2.1T)
Exterior Door Handle	Black
Exterior Mirror	Black – Power Adjustment
B-Pillar Blackout	-
Roof Rails	-
Sports Bar	-
Side-Steps	Standard – Black
Mudflaps	Front and Rear
Tailgate Handle	Black

INTERIOR FEATURES	
Power-Assisted Steering (PAS)	Hydraulic
Air-Conditioner	Manual
Pollen Filter	Standard
Inside Rear-View Mirror	Day / Night

Sunvisor	Driver with Ticket Holder and Passenger with Vanity Mirror
Overhead Console With Map Lamps (X2) And Sunglasses Holder	-
Digital Clock	Standard
Cruise Control	-
Multi-Information Display (MID)	-
Dashboard Illumination Control	Standard
Power Socket – Auxiliary 12V IP Mounted	1
Cigarette Lighter	Standard
Lockable Glove Box	Standard
Utility Box on Glove Box	Standard
Steering Column Adjustment	Tilt
Steering Wheel Trim	Urethane
Steering Wheel Multi-Functional Controls	-
Gear Shift Trim	Urethane
Front Seat Configuration	Bucket Seats (x2)
Rear Seat Configuration	60:40-Split Bench Cushion
Seat Trim	Cloth
Seat Adjustment	6-Way Manual Driver
Storage Pockets behind Front Seats	Standard
Door Trim with Storage Pockets and Integrated Cupholders	Standard
Interior Door Release Handle	Black
Interior Trim Colours	Light Grey Upper / Dark Grey Lower
A-Pillar Assist Grip, Driver and Passenger	Standard
Roof-Mounted Assist Grips	Passenger
Floor Trim	Carpet with Heel Mat (x1)
Floor Tunnel Console with Integrated Cupholder	Standard
Centre Console Storage Box with Lid	Standard
Driver Footrest	Standard
Rear Heater Duct	Standard
Storage Box	-
Window Operation	Power Front and Rear with Driver One Touch, Jam Protection
Rear Window	Fixed without Defogger
Fuel Flap Remote Opener	Standard

INFOTAINMENT	
Audio System	AM/FM Radio, CD Player, USB, Clock, Bluetooth® – Audio Streaming and Handsfree Phone
Audio Input Terminal: USB, Auxiliary, iPod	Standard
USB Port (Music Playback and Device Link)	-
USB Charge Port	-
Speakers	6
Antenna	Standard

OPTIONS	
Differential Lock	-
16" Alloy Wheel and 205 R16 C Tyre (All Terrain)	-
16" Alloy Wheel and 245 / 70 R16 Tyre (All Terrain)	Available
18" Silver Diamond Cut Alloy Wheel and 255 / 60 R18 Tyre (All Terrain)	Available
18" All Black Alloy Wheel and 255 / 60 R18 Tyre (All Terrain)	-
Front Bumper – Body Coloured	-
Sliding Rear Window	Available
Fixed Rear Window without Defogger	-
Fixed Rear Window with Defogger	-
Partial Leather Seats – Black with Driver 6-Way Manual Adjustment	-
Partial Leather Seats – Black with Driver 6-Way Power Adjustment	-
AM/FM Radio, CD Player, USB, Clock, Bluetooth® – Audio Streaming and Handsfree Phone	-
AM/FM Radio, 8" Touchscreen, Bluetooth® – Audio Streaming and Handsfree Phone	-
AM/FM Radio, 9" Touchscreen, Bluetooth® – Audio Streaming and Handsfree Phone, Navigation	-
Speakers	-
Antenna – Roof GPS	-
Roof Rails – Silver	-
Roof Rails – Black	-
Metallic Paint	Available
Sports Bar – Black	-
Sports Bar – Chrome	-

WARRANTY AND SERVICE INTERVALS	
Warranty and Roadside Assistance	5 Years / 120 000 km
Anti-Corrosion Warranty	5 Years / Unlimited km
Service Plan	5 Years / 90 000 km
Service Intervals	12 Months / 15 000 km

¹ Fuel Economy and CO₂ data as per ECE R101 / SANS 20101 Regulation. Note that the actual fuel consumption will depend on many factors, including the driver's driving habits, prevailing conditions and the vehicle's equipment, condition and use.

² Towing capacity subject to South African Road Traffic Act. The weight of the towing vehicle including trailer towball load must not exceed the Gross Vehicle Mass (GVM). The combined weight of the fully loaded vehicle and trailer must not exceed the Gross Combination Mass (GCM). Maximum individual axle loads (GA1 and GA2) must not be exceeded (e.g.: if a 3.0 L Diesel is towing 3 500 kg, its maximum vehicle mass is 2 500 kg in order to be within GCM). Date of print April 2022.

BUILT FOR LIFE

RELIABILITY

CAPABILITY





DURABILITY



D-MAX
GEN 6

Double Cab Specifications:

ISUZU D-MAX 250 HO DOUBLE CAB HI-RIDE GEN 6 AT

www.isuzu.co.za    

ISUZU

With you, for the long run

ISUZU D-MAX 250 HO DOUBLE CAB HI-RIDE GEN 6 A/T

ENGINE	
Engine Code	4JK1-TC HO
Displacement (cc)	2 499
No. of Cylinders	4
Compression Ratio	18.1:1
Bore x Stroke (mm)	95.4 x 87.4
No. of Valves	16
Power (kW) @ r/min	100 @ 3 400
Torque (nm) @ r/min	320 @ 1 800 - 2 800
Turbocharger	Standard
Intercooler	Standard

FUEL CONSUMPTION ^(#1)	
Combined Cycle (L/100 km)	8,1
Combined CO ₂ Emissions (g/km)	214
Fuel Type	Diesel

TRANSMISSION	
Transmission Type	5-Speed Automatic
Gear Ratio: 1st	3,520
Gear Ratio: 2nd	2,042
Gear Ratio: 3rd	1,400
Gear Ratio: 4th	1,000
Gear Ratio: 5th	0,716
Gear Ratio: 6th	-
Gear Ratio: Reverse	3,224
4WD Selector	-
Low Range Ratio	-

FRONT DIFFERENTIAL	
Shift on the Fly up to 100 km/h	-
Axle Ratio: Final Drive	-

REAR DIFFERENTIAL	
Differential Lock	-
Axle Ratio: Final Drive	4,1

CHASSIS DESIGN	
Wheel Suspension Front	Coil Over Shock
Wheel Suspension Rear	Leaf Spring Overslung
Shock Absorbers	Twintube Gas Pressurised (Heavy Duty)
Suspension	High-Ride
Skid Plate Guard	Standard
Engine Sump Guard	Standard
Transfer Case Guard	-

WHEELS AND TYRES	
Tyre Size	245 / 70 R16
Wheel Type and Size	Steel 16" x 6.5J
Spare Wheel	Steel 16" x 6.5J
Turning Circle: Curb-To-Curb (m)	12,8

DIMENSIONS	
Length (mm)	5 294
Width (mm)	1 860
Height (mm)	1 790
Wheelbase (mm)	3 095
Track Front / Rear (mm)	1570 / 1570
Rear Overhang (mm)	1 301
Ground Clearance (mm)	225
Loadbox Length (mm)	1 485
Loadbox Width (mm)	1 535
Loadbox Depth (mm)	470
Approach Angle (°)	30
Departure Angle (°)	22,7
Breakover Angle (°)	22,4
Wading Depth (mm)	600

MASS / CAPACITY	
Gross Axle Mass – Front (GA1) (kg)	1 350
Gross Axle Mass – Rear (GA2) (kg)	1 870
Gross Vehicle Mass (GVM) (kg)	3 000
Gross Combined Mass (GCM) (kg)	5 000
Tare Mass (kg)	1 870
Payload (kg)	1 071
Towing Capacity (kg): Unbraked ^(#2)	750
Towing Capacity (kg): Braked ^(#2)	2 100
Fuel Tank Capacity (L)	80

LOADBOX FEATURES	
Tiedown Brackets in Loadbox for Load Restraint	4
Rope Hooks on Loadbox Side	-

SAFETY FEATURES	
Load-Sensing Proportioning Valve (LSPV)	-
Anti-Lock Braking System (ABS)	Standard
Electronic Brake-Force Distribution (EBD)	Standard
Brake-Assist System (BAS)	Standard
Electronic Stability Control (ESC) with Traction Control	Standard
Hill-Start Assist (HSA)	Standard
Hill Descent Control (HDC)	Standard
Trailer Sway Control	-
Brake Override System (BOS)	-
Height-Adjustable 3-Point Front Seatbelts	Standard
Front Seat Centre Lap Belt (2 Point)	-
Seatbelt Pre-Tensioners	Standard
Fixed 3-Point Rear Seatbelts	Standard
Seatbelt Reminder	Driver
Driver and Passenger Airbags	Standard
Front Seat Side Airbags	-
Curtain Airbags	-
Side-Impact Protection Bars	Standard
Collapsible Steering Column	Standard
Speed-Sensitive Door Lock	-
ISOFIX Child-Seat Attachment	Standard with Top Tether
Parking Distance Sensors	-
Rear-View Camera	-
Warning Triangle Kit	Standard

SECURITY FEATURES	
Manual Door Locks	-
Remote-Controlled Central Locking	Standard
Remote Keyless Entry	Standard
Passive Entry Start System (PESS)	-
Child-Proof Rear Door Locks	Standard
Anti-Theft Alarm System	Standard
Ultrasonic Alarm	-
Transponder Immobiliser System	Standard

INTERIOR / EXTERIOR LIGHTING	
Front Reading Lamps	-
Interior Courtesy Lamp	Standard
Illuminated Entry	Standard
Front Fog Lamps	-
Daytime Running Lights (DRL)	-
Headlamps	Halogen
Headlamp Levelling	-
Headlamps "ON" Warning Buzzer	Standard
Turn Indicator Lamp on Door	Standard
Rear Tail Lamps – Combination	Bulb
High-Mounted Centre Stop Lamp	Standard

EXTERIOR FEATURES	
Front Wiper	Intermittent
Radiator Grille	Grey
Front Bumper	Body Colour
Front Fog Lamp Garnish	-
Rear Bumper	Black
Towbar	Optional (2.1T)
Exterior Door Handle	Black
Exterior Mirror	Black – Power Adjustment
B-Pillar Blackout	-
Roof Rails	-
Sports Bar	-
Side Steps	Standard – Black
Mudflaps	Front and Rear
Tailgate Handle	Black

INTERIOR FEATURES	
Power-Assisted Steering (PAS)	Hydraulic
Air-Conditioner	Manual
Pollen Filter	Standard
Inside Rear-View Mirror	Day / Night

Sunvisor	Driver with Ticket Holder and Passenger with Vanity Mirror
Overhead Console With Map Lamps (x2) And Sunglasses Holder	-
Digital Clock	Standard
Cruise Control	-
Multi-Information Display (MID)	-
Dashboard Illumination Control	Standard
Power Socket – Auxiliary 12V IP Mounted	1
Cigarette Lighter	Standard
Lockable Glove Box	Standard
Utility Box on Glove Box	Standard
Steering Column Adjustment	Tilt
Steering Wheel Trim	Urethane
Steering Wheel Multi-Functional Controls	-
Gear Shift Trim	Urethane
Front Seat Configuration	Bucket Seats (x2)
Rear Seat Configuration	60:40-Split Bench Cushion
Seat Trim	Cloth
Seat Adjustment	6-Way Manual Driver
Storage Pockets Behind Front Seats	Standard
Door Trim with Storage Pockets and Integrated Cupholders	Standard
Interior Door Release Handle	Black
Interior Trim Colours	Light Grey Upper / Dark Grey Lower
A-Pillar Assist Grip, Driver and Passenger	Standard
Roof-Mounted Assist Grips	Passenger
Floor Trim	Carpet with Heel Mat (x1)
Floor Tunnel Console with Integrated Cupholder	Standard
Centre Console Storage Box with Lid	Standard
Driver Footrest	Standard
Rear Heater Duct	Standard
Storage Box	-
Window Operation	Power Front and Rear with Driver One Touch, Jam Protection
Rear Window	Fixed without Defogger
Fuel Flap Remote Opener	Standard

INFOTAINMENT	
Audio System	AM/FM Radio, CD Player, USB, Clock, Bluetooth® – Audio Streaming and Handsfree Phone
Audio Input Terminal: USB, Auxiliary, iPod	Standard
USB Port (Music Playback and Device Link)	-
USB Charge Port	-
Speakers	6
Antenna	Standard

OPTIONS	
Differential Lock	-
16" Alloy Wheel and 205 R16 C Tyre (All Terrain)	-
16" Alloy Wheel and 245 / 70 R16 Tyre (All Terrain)	Available
18" Silver Diamond Cut Alloy Wheel and 255 / 60 R18 Tyre (All Terrain)	Available
18" All Black Alloy Wheel and 255 / 60 R18 Tyre (All Terrain)	-
Front Bumper – Body Coloured	-
Sliding Rear Window	Available
Fixed Rear Window without Defogger	-
Fixed Rear Window with Defogger	-
Partial Leather Seats – Black with Driver 6-Way Manual Adjustment	-
Partial Leather Seats – Black with Driver 6-Way Power Adjustment	-
AM/FM Radio, CD Player, USB, Clock, Bluetooth® – Audio Streaming and Handsfree Phone	-
AM/FM Radio, 8" Touchscreen, Bluetooth® – Audio Streaming and Handsfree Phone	-
AM/FM Radio, 9" Touchscreen, Bluetooth® – Audio Streaming and Handsfree Phone, Navigation	-
Speakers	-
Antenna – Roof GPS	-
Roof Rails – Silver	-
Roof Rails – Black	-
Metallic Paint	Available
Sports Bar – Black	-
Sports Bar – Chrome	-

WARRANTY AND SERVICE INTERVALS	
Warranty and Roadside Assistance	5 Years / 120 000 km
Anti-Corrosion Warranty	5 Years / Unlimited km
Service Plan	5 Years / 90 000 km
Service Intervals	12 Months / 15 000 km

¹ Fuel Economy and CO₂ data as per ECE R101 / SANS 20101 Regulation. Note that the actual fuel consumption will depend on many factors, including the driver's driving habits, prevailing conditions and the vehicle's equipment, condition and use.

² Towing capacity subject to South African Road Traffic Act. The weight of the towing vehicle including trailer towball load must not exceed the Gross Vehicle Mass (GVM). The combined weight of the fully loaded vehicle and trailer must not exceed the Gross Combination Mass (GCM). Maximum individual axle loads (GA1 and GA2) must not be exceeded (e.g.: if a 3.0 L Diesel is towing 3 500 kg, its maximum vehicle mass is 2 500 kg in order to be within GCM). Date of print April 2022.